

VIRGOLA NO-DROP TOUCH

Version

Built-in - Black - 90 cm - 800 m³/h

Collection

Design

EAN code

8034122365527



The photograph is purely for information
It may not correspond to the selected version.

FEATURES

Glass panel
Touch control + 24 h function
Optional combined regenerable Carbon.Zeo filter
Optional Chimney
Optional glass shelf
Dynamic LED Light (2700K - 5600K)
No-Drop patented anti-condensation system
Emptied liquid collector
Anti-condensation no-drop filter in technopolymer

OPTIONAL ACCESSORIES

KACL.107

Glass shelf 90 cm

KACL.961

Charcoal and Zeolite filter

KCVJN.00#N

KIT CHIMNEY VIRGOLA-MOVE

H=185 + PROL. H=185

(W/Packaging) BLACK

KCVJN.01#N

KIT CHIMNEY VIRGOLA-MOVE

H=120 (W/Packaging) BLACK

TECHNICAL FEATURES

Installation type

Built-in

Dimensions

90 cm

Finishing

Matte black painted steel

Motor

800 m³/h

Type of control

Touch control

Speed settings

4

Lighting

Strip Led 5,8 W - 2700 K / 5600

K

Minimum distance

Gas hob: 52 cm

Electric hob: 52 cm

PACKAGING:WEIGHTS AND VOLUMES

Gross weight

17.7 kg

Net weight

13.9 kg

Volumes

0.19 m³

Packaging size

Length

995 mm

Height

410 mm

Depth

465 mm

CONSUMPTION AND CONNECTION FEATURES

Maximum consumption

280 W

Voltage

220-240V

Frequency

50-60Hz

MOTOR TECHNICAL SHEET

Maximum capacity

661 m³/h

I.E.C. 61591

Maximum noise level

71 dB(A)re1pW

I.E.C.60704-2-13

Maximum pressure (Pa)

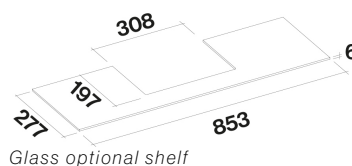
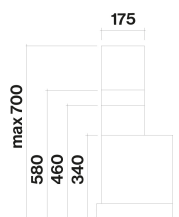
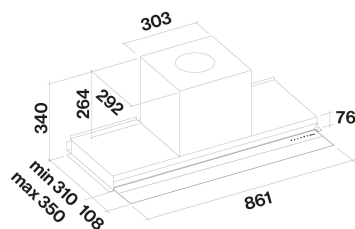
480 Pa

Max. motor power

215 W

ENERGY CLASS

A



Glass optional shelf

VIRGOLA NO-DROP TOUCH

Version

Built-in - Black - 90 cm - 800
m3/h

Collection

Design

EAN code

8034122365527

MOTOR TECHNICAL SHEET

Motor speed	1	2	3	4
Noise level dB(A)re1pW-I.E.C.60704-2-13	51	62	67	71
Capacity (m3/h) I.E.C.61591	300	420	570	661
Maximum pressure (Pa)	400	440	470	480
Motor Power (W)	150	180	200	215
Air outlet	150	150	150	150

VIRGOLA NO-DROP TOUCH

Version

Built-in - Black - 90 cm - 800 m3/h

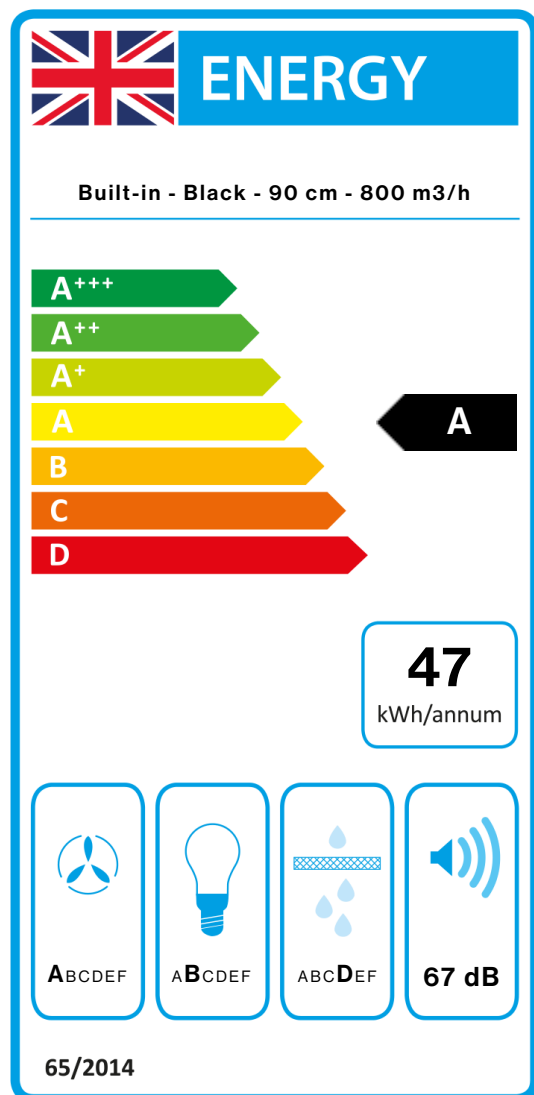
Collection

Design

EAN code

8034122365527

ENERGY LABEL



PF		
S	Falmec Spa	
M	Built-in - Black - 90 cm - 800 m3/h	
AEC	46,9	kWh/a
EEC	A	
FDE	29,8	
FDEC	A	
LE	21,2	
LEC	B	
GFE	70,0	
GFEC	D	
Qmin	300,0	m ³ /h
Qmax	570,0	m ³ /h
Qboost	661,0	m ³ /h
SPEmin	51	dBa
SPEmax	67	dBa
SPEboost	71	dBa
PO	-	W
PS	0,28	W
PI		
F	0,9	
EEL	51,1	
Qbep	389,0	m ³ /h
Pbep	359	Pa
Qboost	661,0	m ³ /h
Wbep	130,0	W
WL	5,80	W
Emiddle	123	lex
Lwa-SPEmax	67	dBa

PF_Product fiche according to 65/2014 S_Supplier name / M_Model identification / AEC_Annual Energy Consumption (AEC hood) / EEC_Energy Efficiency class / FDE_Fluid Dynamic Efficiency (FDE hood) / FDEC_Fluid Dynamic Efficiency class / LE_Lighting Efficiency (LE hood) / LEC_Lighting Efficiency class / GFE_Grease Filtering Efficiency / GFEC_Grease Filtering Efficiency class / Qmin_Air flow (in m³/h) at min speed in normal use / Qmax_Air flow (in m³/h) at max speed in normal use / Qboost_Air flow (in m³/h) at intensive or boost setting (max air-flow) / SPEmin_Airborne acoustical A-weighted sound power emissions at min speed in normal use / SPEmax_Airborne acoustical A-weighted sound power emissions at max speed in normal use / SPEboost_Airborne acoustical A-weighted sound power emissions (in dB) at intensive or boost setting / PO_Power consumption in off mode (Po) / Ps_Power consumption in stand by mode (Ps). **PI_Additional information according to 66/2014** F_Time increase factor / EEL_Energy Efficiency Index / Qbep_Measured air flow rate at best efficiency point / Pbep_Measured air pressure at best efficiency point / Qboost_Maximum air flow / Wbep_Measured electric power input at best efficiency point / WL_Nominal power of the lighting system / Emiddle_Average illumination of the lighting system on the cooking surface / Lwa=SPEmax_Sound pressure level at the highest speed.